

▶ Youtube

SENOR Aisladores Acústicos

Ref. TBMF-SPLIT

A WORLD of ACOUSTIC solutions


www.SENOR.es

SENOR 

USER
Manual

SPLIT

Units



SCAN ME



Installation on the
GROUND or BRACKET


Ref. TBMF-SPLIT

USER Manual


A unique product with **anti-roll system** for air conditioning units on the ground or bracket.



1:
Remove the self-locking nut + metal washer + protective rubber washer from the **TBMF**



2:
Insert the product into the leg hole of the **AC unit**. The top rubber avoids the contact between the metal components.



3:
Insert the protective rubber washer to completely separate the **TBMF** from the **AC unit**.



4:
Insert the metal washer and self-locking nut to make the **anti-roll system** work.

Relevant information!

This product is provided with **anti-roll shaft** and **self-locking nut** to avoid the break of pipes and connections.